

High Equivalent Width of $H\alpha$ + $[N II]$ Emission in $z \sim 8$ Lyman-break Galaxies from IRAC 5.8 μ m Observations: Evidence for Efficient Lyman-continuum Photon production in the Epoch of Re-ionization

ABSTRACT

We measure, for the first time, the median equivalent width (EW) of $H\alpha$ + $[N II]$ in star-forming galaxies at $z \sim 8$. Our estimate leverages the unique photometric depth of the *Spitzer*/IRAC 5.8 μ m-band mosaics (probing $\approx 5500 - 7100\text{\AA}$ at $z \sim 8$) of the GOODS Reionization Era Wide Area Treasury from Spitzer (GREATS) program. We median stacked the stamps of 102 Lyman-break galaxies in the 3.6, 4.5, 5.8 and 8.0 μ m bands, after carefully removing potential contamination from neighbouring sources. We infer an extreme rest-frame $EW_0(H\alpha+[N II]) = 2328_{-1127}^{+1326}\text{\AA}$ from the measured red $[3.6] - [5.8] = 0.82 \pm 0.27\text{mag}$, consistent with young ($\lesssim 10^7\text{yr}$) average stellar population ages at $z \sim 8$. This implies an ionizing photon production efficiency of $\log \xi_{\text{ion},0}/\text{erg Hz}^{-1} = 25.97_{-0.28}^{+0.18}$. Such a high value for photo production, similar to the highest values found at $z \lesssim 4$, indicates that only modest escape fractions $f_{\text{esc}} \lesssim 0.3$ (at 2σ) are sufficient for galaxies brighter than $M_{\text{UV}} < -18\text{mag}$ to re-ionize the neutral Hydrogen at $z \sim 8$. This requirement is relaxed even more to $f_{\text{esc}} \leq 0.1$ when considering galaxies brighter than $M_{\text{UV}} \approx -13\text{mag}$, consistent with recent luminosity functions and as typically assumed in studies addressing re-ionization. These exceptional results clearly indicate that galaxies can be the dominant source of reionizing photons, and provide us with an exciting glimpse into what we might soon learn about the early universe, and particularly about the Reionization Epoch, from forthcoming *JWST*/MIRI and NIRC*am* programs.

Constraining $H\alpha$ at $z > 6$ is quite challenging:

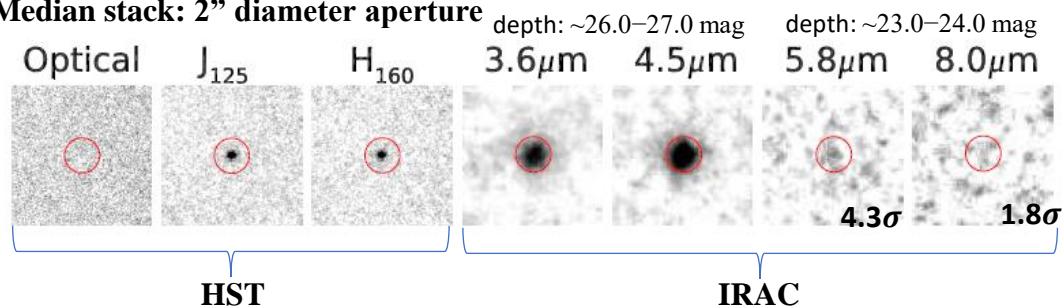
1. The flux densities in both the IRAC 3.6 and 4.5 μ m bands are enhanced by nebular emission lines. **Continuums or Emission lines ?**
2. Still unconstrained line ratios at these early epochs

At $7.0 < z < 8.7$, $[O III]+H\beta$ and $H\alpha+[N II]$ drop into 4.5 and 5.8 μ m band, respectively. However, 5.8 μ m band suffer from lower sensitivities.

Solution: Combining the imaging available for samples of galaxies, and extracting their average properties.

Sample: 102 candidate LBGs at $7.3 < z_{\text{phot}} < 8.7$, Y-dropout (Bouwens et al. 2015b)

Median stack: 2" diameter aperture



Stacking:

Excluding neighboring objects by **Mophongo** (Labbe et al. 2006); For IRAC imaging, stacking was done after excluding neighbours.

The aperture photometry was corrected to total using the median of the PSFs. Correction factors are 2.2, 2.2, 2.9 and 3.3 for the 3.6, 4.5, 5.8 and 8.0 μ m bands.

SED fitting result: (FAST)

$$M_{\star} = 10^{8.12_{-0.28}^{+0.86}} M_{\odot} \quad A_V = 0.2_{-0.2}^{+0.1}\text{mag} \quad \log(\text{age}/\text{yr}) = 7.1_{-0.5}^{+1.0}$$

Color:

1. The $[3.6] - [5.8] = 0.82 \pm 0.27\text{mag}$

$$\rightarrow EW_0(H\alpha+[N II]) = 2328_{-1127}^{+1326}\text{\AA}$$

$$\rightarrow EW(H\alpha) = 1960_{-927}^{+1089}\text{\AA}$$

$$\log(L_{H\alpha}/[\text{erg s}^{-1}]) = 42.62_{-0.23}^{+0.15} \quad \text{SFR} = 36_{-15}^{+14} M_{\odot}\text{yr}^{-1}$$

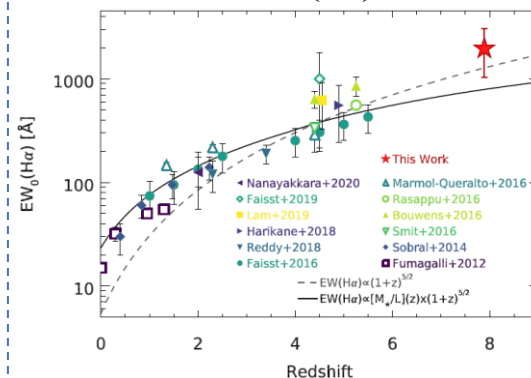
The first detection of $H\alpha$ from broad-band photometry in normal star-forming galaxies at $z > 6.5$

2. The $[3.6] - [4.5] = 0.54 \pm 0.13\text{mag} \rightarrow EW_0([O III]+H\beta) = 1006_{-220}^{+230}\text{\AA}$

$H\alpha$ is very strong in these $z \sim 8$ LBGs

3. The $J - H = -0.10 \pm 0.07\text{mag} \rightarrow \beta \sim -2.4$, blue UV slope

Evolution of the $EW(H\alpha)$:

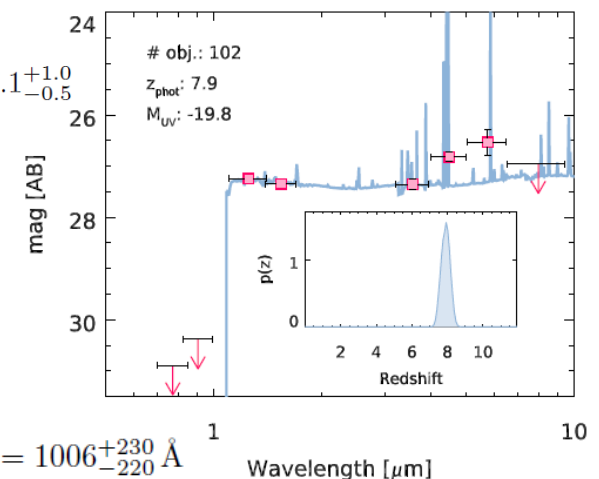


Overall agreement, but 1σ above the expected values from $s\text{SFR} \propto (1+z)^{5/2}$ (Dekel et al. 2013) \rightarrow Personal comment: bias from 10 very bright sources in the COSMOS and UDS fields

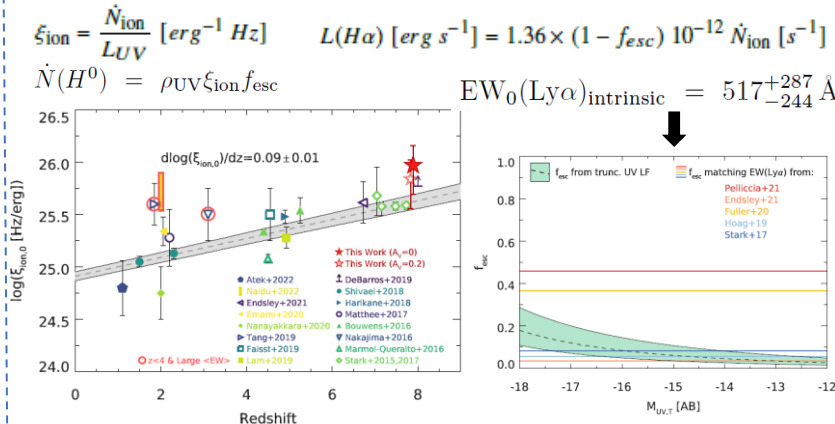
Table 2. Flux densities for our median-stacked photometry

	V_{606}	i_{775}	z_{850}	J_{125}	H_{160}	3.6 μ m	4.5 μ m	5.8 μ m	8.0 μ m
	(nJy)	(nJy)	(nJy)	(nJy)	(nJy)	(nJy)	(nJy)	(nJy)	(nJy)
Stack	-0.4 ± 0.7	-0.5 ± 0.8	-1.3 ± 1.3	46.0 ± 2.4	41.8 ± 1.7	41.5 ± 3.9	68.0 ± 5.4	88.5 ± 20.3	56.3 ± 30.0

NOTE—We only list the flux densities in those bands available for at least 90% of the sources in our sample.



Implications on reionization:



Escape fractions $f_{\text{esc}} \sim 10\%$ are sufficient for star-forming galaxies to fully ionize the neutral H at $z \sim 8$ through escaping LyC radiation.